

## Help

To install the electronic version of Key to the EPC under Windows, insert the CD in your drive. The setup should start automatically: if not, use the file explorer, navigate to the CD drive and start the setup. Once the installation is finished, you should have a shortcut to the main pdf file K2E20xx\_EN.pdf (xx indicating the year) on your desktop and in the list of programs. In order to be able to use the installed pdf file you should have a pdf viewer installed on your computer, like for instance Adobe® Reader® XI.

The following explanations are given on the basis of a use with Adobe® Reader® XI on Windows 7. For more details, the user can use the complete help documentation of Adobe® Reader® XI. It is also possible to use the electronic version of Key to the EPC on a tablet, for instance an iPad, see the instructions at the end of this notice.

### 1. General overview when K2E20xx\_EN.pdf is opened in Adobe® Reader® XI:

To navigate

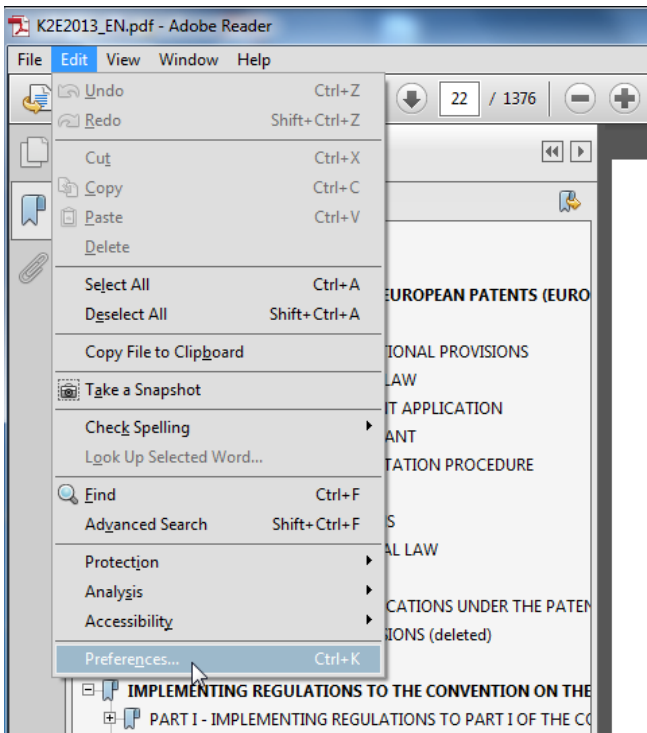
The screenshot displays the Adobe Reader XI interface with the following elements:

- Bookmarks:** A vertical list on the left side of the window, containing sections such as 'Foreword', 'Contents', 'CONVENTION ON THE GRANT OF EUROPEAN PATENTS (EURO)', 'PART I - GENERAL AND INSTITUTIONAL PROVISIONS', 'PART II - SUBSTANTIVE PATENT LAW', 'PART III - THE EUROPEAN PATENT APPLICATION', 'PART IV - PROCEDURE UP TO GRANT', 'PART V - OPPOSITION AND LIMITATION PROCEDURE', 'PART VI - APPEALS PROCEDURE', 'PART VII - COMMON PROVISIONS', 'PART VIII - IMPACT ON NATIONAL LAW', 'PART IX - SPECIAL AGREEMENTS', 'PART X - INTERNATIONAL APPLICATIONS UNDER THE PATENT COOPERATION TREATY', 'PART XI - TRANSITIONAL PROVISIONS (deleted)', 'PART XII - FINAL PROVISIONS', 'IMPLEMENTING REGULATIONS TO THE CONVENTION', 'PART I - IMPLEMENTING REGULATIONS TO PART I OF THE CONVENTION', 'PART II - IMPLEMENTING REGULATIONS TO PART II OF THE CONVENTION', 'PART III - IMPLEMENTING REGULATIONS TO PART III OF THE CONVENTION', 'PART IV - IMPLEMENTING REGULATIONS TO PART IV OF THE CONVENTION', 'PART V - IMPLEMENTING REGULATIONS TO PART V OF THE CONVENTION', 'PART VI - IMPLEMENTING REGULATIONS TO PART VI OF THE CONVENTION', 'PART VII - IMPLEMENTING REGULATIONS TO PART VII OF THE CONVENTION', 'PART VIII - IMPLEMENTING REGULATIONS TO PART VIII OF THE CONVENTION', 'PART IX - IMPLEMENTING REGULATIONS TO PART IX OF THE CONVENTION', 'Protocol on the Centralisation of the European Patent System and on the Recognition of Decisions in respect of the EPC', 'Protocol on Privileges and Immunities of the European Patent Office', 'Protocol on the Staff Complement of the European Patent Office', 'RULES RELATING TO FEES', 'Cross-reference list', 'Transitional provisions', 'INDEX OF THE CITED DECISIONS', and 'INDEX OF THEMES'.
- Main Text Area:** The central pane showing the document content. It includes sections like 'PART I - GENERAL AND INSTITUTIONAL PROVISIONS', 'Chapter I - General provisions', 'Article 1<sup>1</sup> - European law for the grant of patents', '1. Law [A001]', '1945/21 [E0298/02]', '1. Contracting States [A001]', '1947/81', and 'Article 4 biotechnology directive'. It also contains a footnote: '1. Currently the 38 Contracting States are: AL, AT, BE, BG, CH, CY, CZ, DE, DK, EE, ES, FI, FR, GB, GR, HU, IE, IL, IT, LI, LU, LV, MC, MK, MT, NL, NO, PL, PT, RO, RS, SE, SI, SK, SM, TR.' and the page number '22'.
- Right-hand Pane:** A pane on the right side of the document, showing 'Article 2 - European patent', '1. Convention [A002/D]', '1958/02', and 'Not under the jurisdiction of one member state.' It also includes a footnote: 'The questions of patentability are to be decided solely in accordance with the EPC. No national decision should be cited as if it were binding on the EPO, claims should not be refused by the EPO on the ground that their patentability could not be upheld under the jurisdiction of one member state.' and the page number '23'.

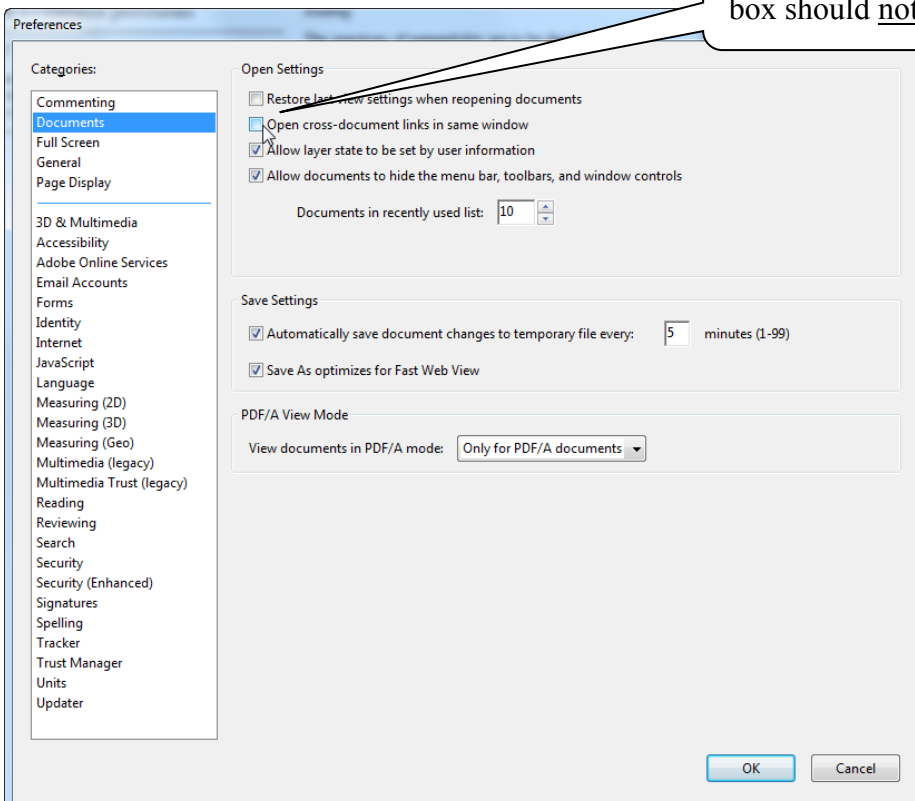
Bookmarks

The text, with links to the decisions

2. **Important:** It is advised to choose as a setting in Adobe® Reader® XI that a cross-document (in our case a decision document) is opened in a new window. In order to do that, you should open the preferences window and untick the appropriate box as shown below:

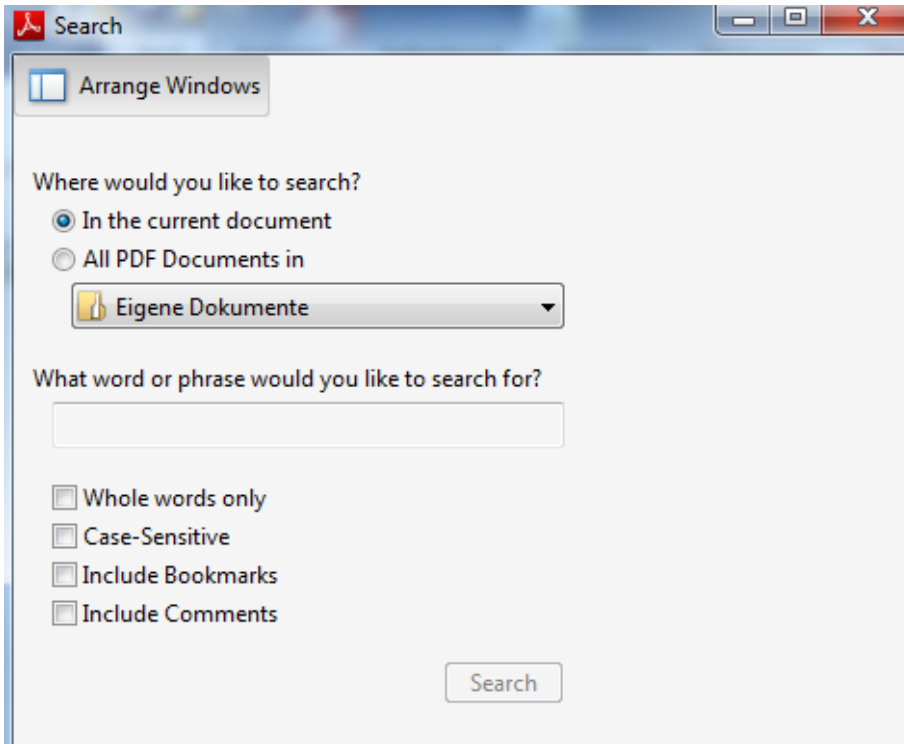


In order to use several windows, the box should not be ticked





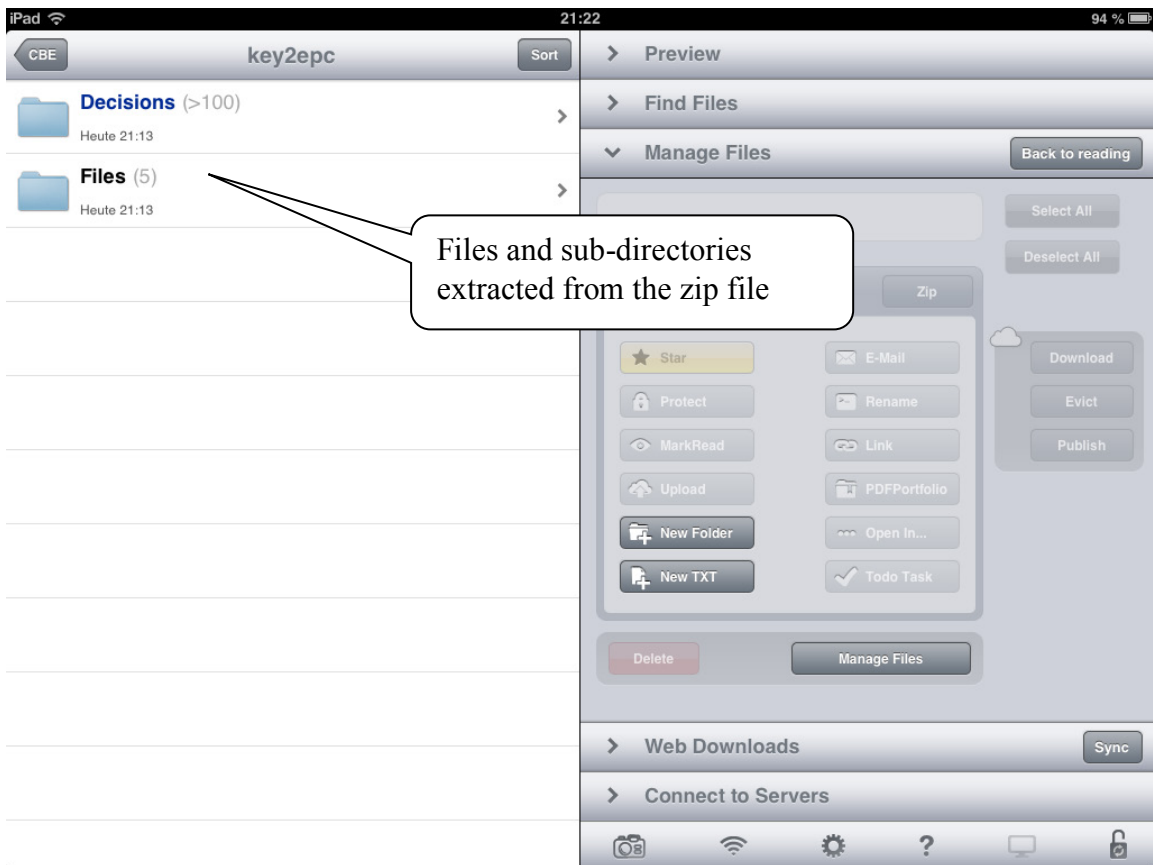
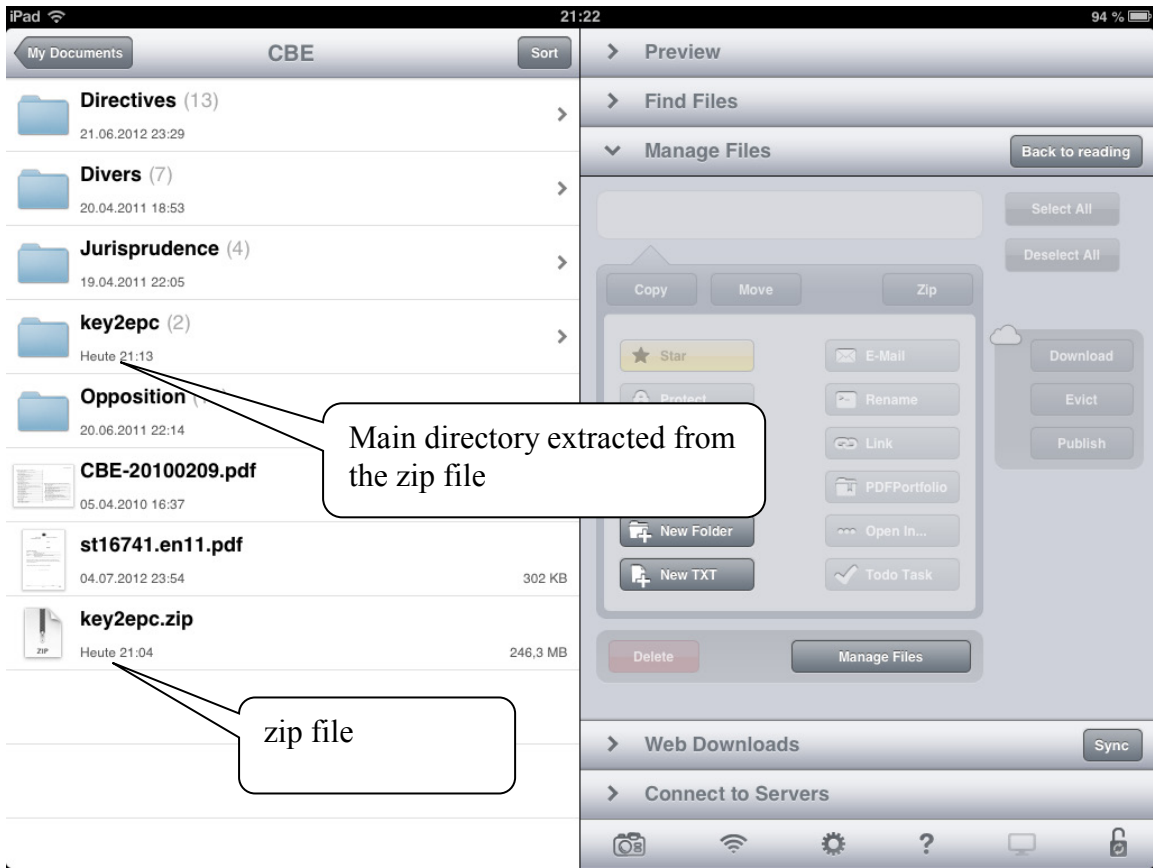
4. You can search for word(s) in the file(s) by using the search window on the right side:



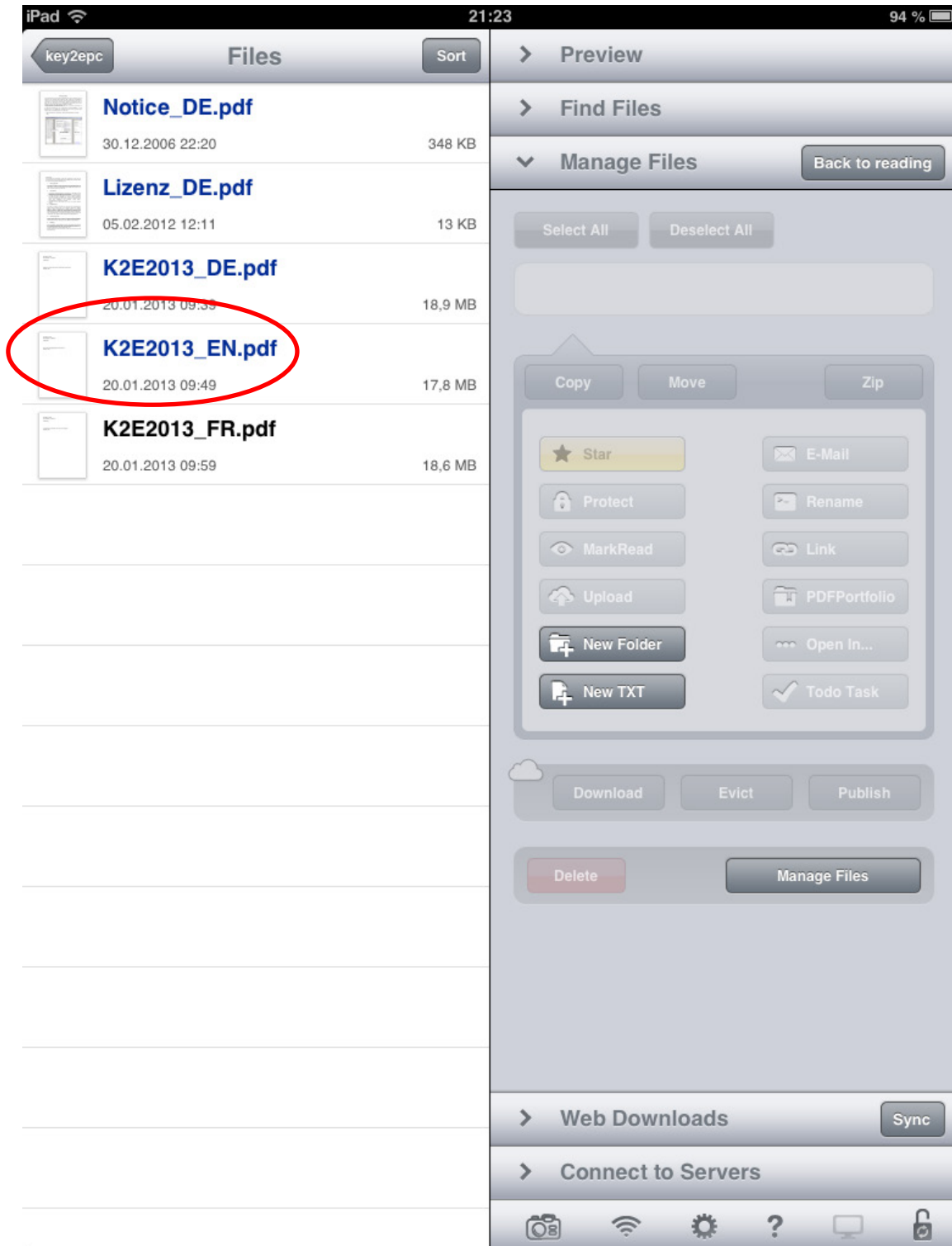
Instructions for using Key to the EPC on an iPad with, for instance, the software GoodReader® (<http://www.goodreader.net/goodreader.html>):

1. Prepare a zip file including the directory key2epc created while installing the electronic version under Windows as well as all files and sub-directories of it (the default directory should be C:\Program Files (x86)\key2epc unless another path has been entered during the installation).

2. Transfer the zip file in GoodReader®, for instance by using iTunes and extract the data from the zip file.



3. Navigate in the sub-directory "Files" and read the available pdf file(s), for instance K2E2013\_EN.pdf.



4. It is then possible to read, annotate and navigate in the file by using the tools from GoodReader® (see examples below, for more information the user is invited to consult the online help).

The screenshot displays the GoodReader iPad interface. At the top, the status bar shows 'iPad', signal strength, '21:40', and '94%' battery. The app header includes 'Files', the document title 'K2E2013\_EN.pdf', and a 'Help' button. Below the header, there are document thumbnails for 'K2E2013\_DE.pdf' and 'K2E2013\_EN.pdf', and a 'PATENT' label. The main content area shows '72 of 1376' pages and 'Chapter I - Patentability'. The text of Article 52<sup>1</sup> - Patentable inventions is visible, including paragraphs (1), (2), and (3), and references to Art. 54, 56, 57, 100, 138, R. 26, 27, 29 and PCT: A. 27(5), 27(6), 33(1), 33(5).

On the right side, a vertical toolbar contains various navigation and editing tools. A callout box labeled 'Annotations menu' points to the top part of this toolbar. At the bottom, a search bar is visible with a callout box labeled 'Text search'. Below the search bar, there are three callout boxes: 'Access to the contents list (bookmark)', 'Access to a page number', and 'Text search', which point to specific icons in the bottom navigation bar.

At the bottom of the screen, there is a navigation bar with various icons for navigation and editing. A footer at the very bottom contains the text '© 2013, SCF, FKG, AH'.